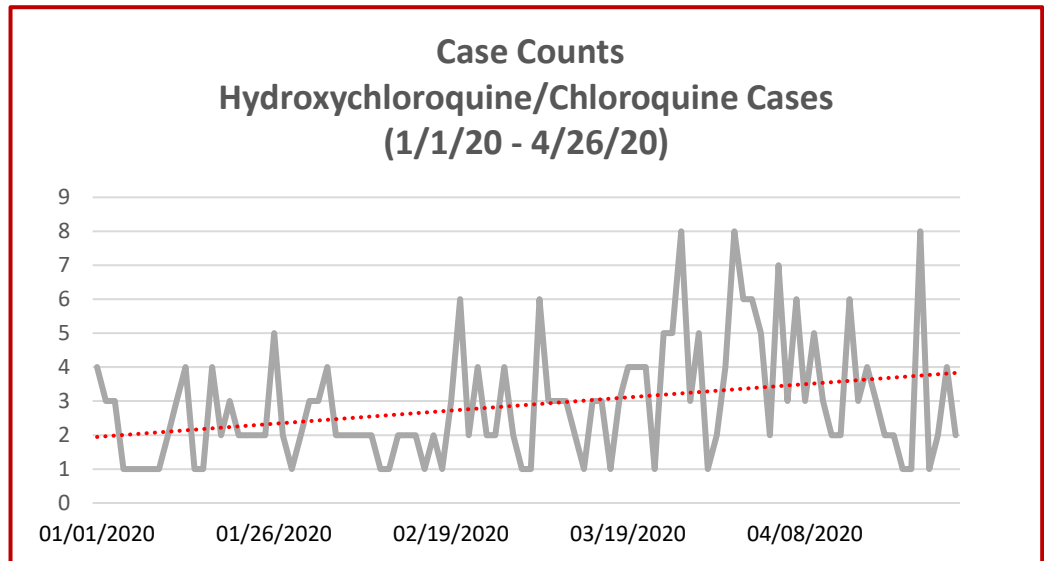




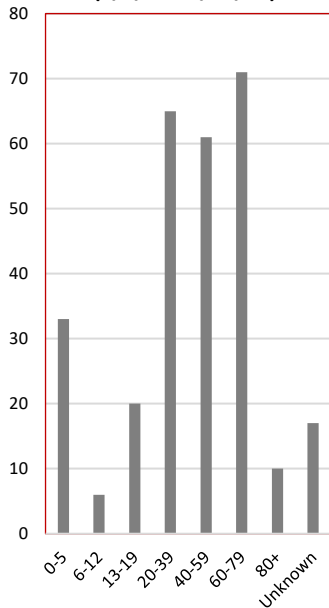
National Poison Data System (NPDS) Bulletin COVID-19 (Hydroxychloroquine/Chloroquine)

Hydroxychloroquine/Chloroquine
Case Counts
2019 vs. 2020
(January 1 - April 26)

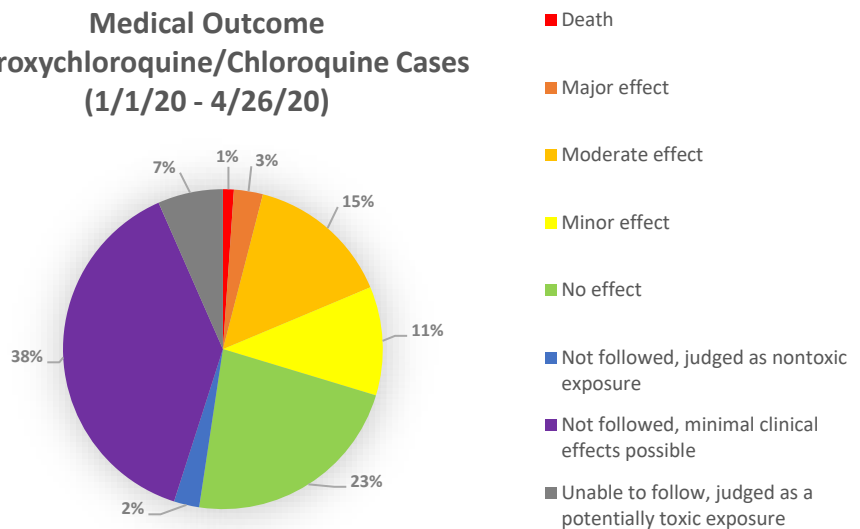
Month	2019	2020
Jan.	55	59
Feb.	47	49
Mar.	52	86
Apr.	46	89
TOTAL	200	283



Age Distribution
Hydroxychloroquine/
Chloroquine Cases
(1/1/20 - 4/26/20)



Medical Outcome
Hydroxychloroquine/Chloroquine Cases
(1/1/20 - 4/26/20)



* Confirmed nonexposure and Unrelated effect cases are not included in this pie chart

Gender Distribution Hydroxychloroquine/Chloroquine Cases (1/1/20 - 4/26/20)

Male	82	29.0%
Female	200	70.7%
Unknown	1	0.4%

4601 N. FAIRFAX DR. • SUITE 630
ARLINGTON, VA 22203
MAIN 703.894.1858
FAX 703.683.2812
E-MAIL INFO@AAPCC.ORG
WWW.AAPCC.ORG

Results: According to data retrieved from the National Poison Data System (NPDS), there were 283 Hydroxychloroquine/Chloroquine exposure cases reported to the 55 U.S. Poison Control Centers (Jan. 1, 2020 through Apr. 26, 2020), which resulted in an increase of 42% compared to the same time period during the previous year.