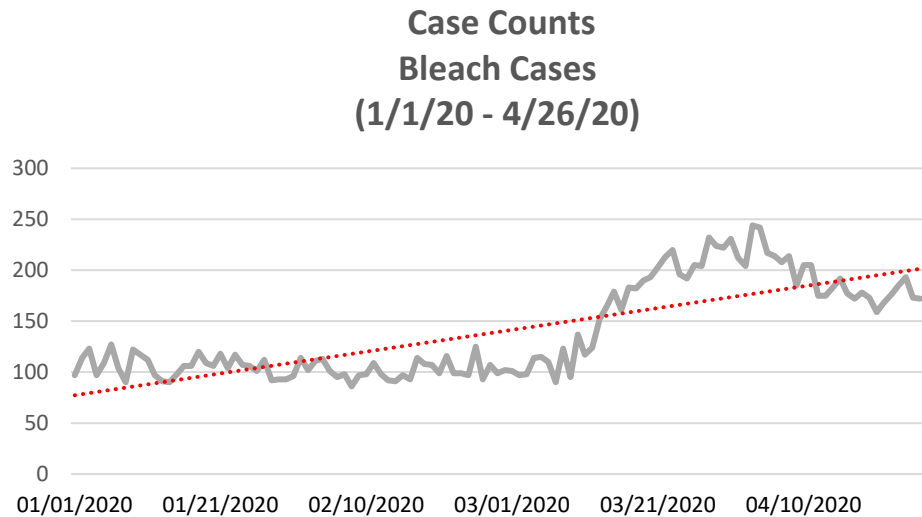




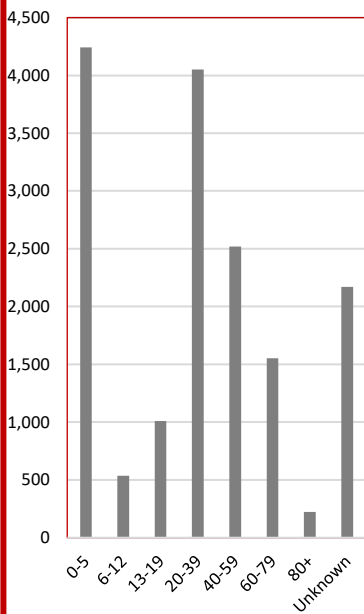
National Poison Data System (NPDS) Bulletin COVID-19 (Bleach)

**Bleach Case Counts
2019 vs. 2020
(January 1 - April 26)**

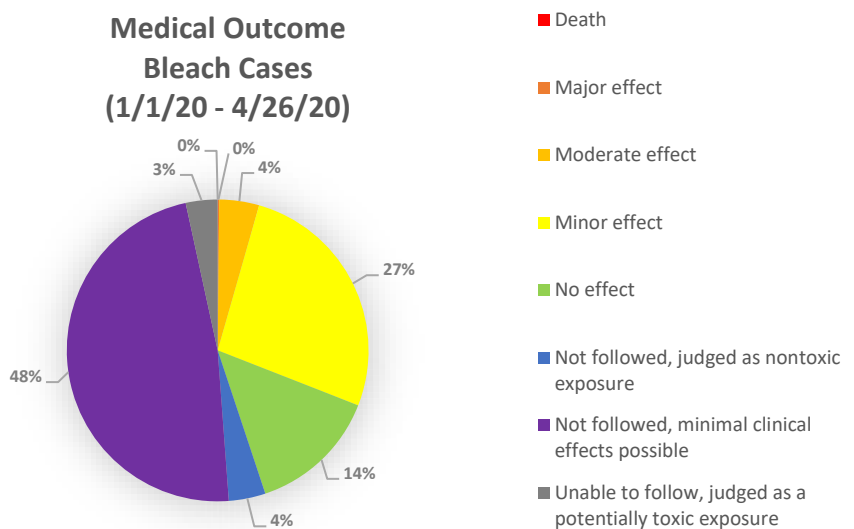
Month	2019	2020
Jan.	3,070	3,274
Feb.	2,924	2,960
Mar.	3,184	5,068
Apr.	2,782	5,001
TOTAL	11,960	16,303



**Age Distribution
Bleach Cases
(1/1/20 - 4/26/20)**



**Medical Outcome
Bleach Cases
(1/1/20 - 4/26/20)**



* Confirmed nonexposure and Unrelated effect cases are not included in this pie chart

Gender Distribution Bleach Cases (1/1/20 - 4/26/20)

Male	6,914	42.4%
Female	9,270	56.9%
Unknown	119	0.7%

4601 N. FAIRFAX DR. • SUITE 630
ARLINGTON, VA 22203
MAIN 703.894.1858
FAX 703.683.2812
E-MAIL INFO@AAPCC.ORG
WWW.AAPCC.ORG

Results: According to data retrieved from the National Poison Data System (NPDS), there were 16,303 Bleach exposure cases reported to the 55 U.S. Poison Control Centers (Jan. 1, 2020 through Apr. 26, 2020), which resulted in an increase of 36% compared to the same time period during the previous year.