

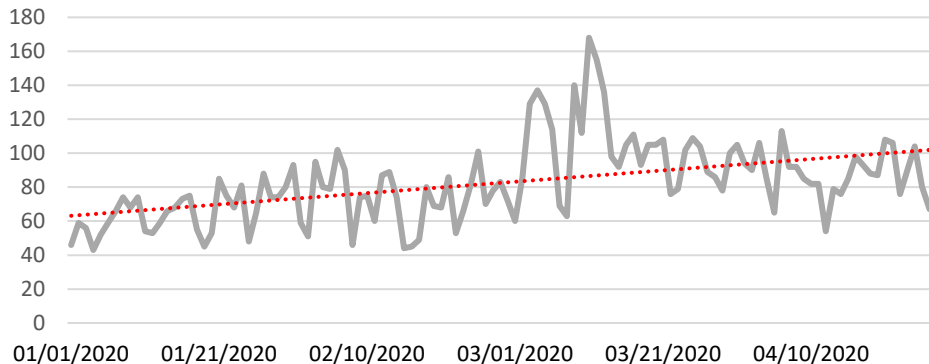


National Poison Data System (NPDS) Bulletin COVID-19 (Hand Sanitizer)

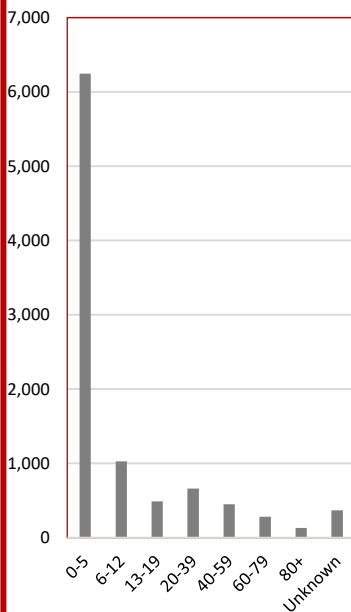
**Hand Sanitizer Case Counts
2019 vs. 2020
(January 1 - April 26)**

Month	2019	2020
Jan.	1,936	2,029
Feb.	1,813	2,107
Mar.	1,850	3,243
Apr.	1,531	2,277
TOTAL	7,130	9,656

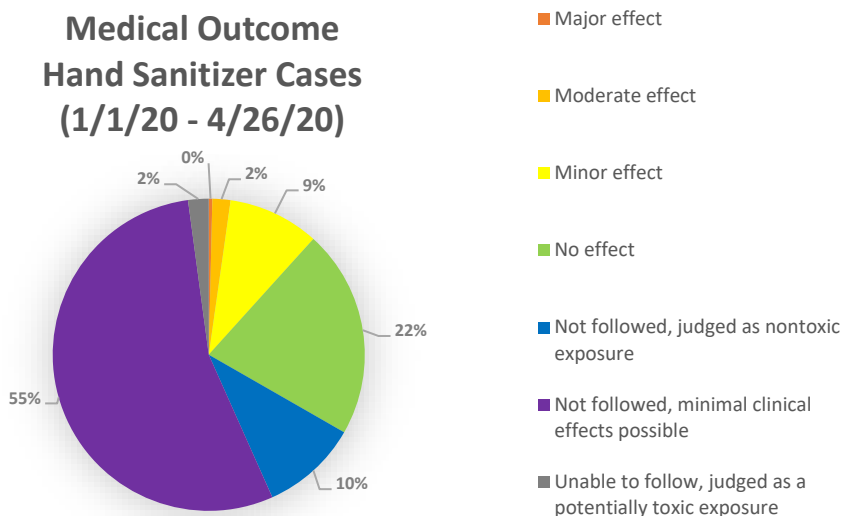
**Case Counts
Hand Sanitizer Cases
(1/1/20 - 4/26/20)**



**Age Distribution
Hand Sanitizer Cases
(1/1/20 - 4/26/20)**



**Medical Outcome
Hand Sanitizer Cases
(1/1/20 - 4/26/20)**



* Confirmed nonexposure and Unrelated effect cases are not included in this pie chart

Gender Distribution Hand Sanitizer Cases (1/1/20 - 4/26/20)

Male	5,046	52.3%
Female	4,555	47.2%
Unknown	55	0.6%

4601 N. FAIRFAX DR. • SUITE 630
ARLINGTON, VA 22203
MAIN 703.894.1858
FAX 703.683.2812
E-MAIL INFO@AAPCC.ORG
WWW.AAPCC.ORG

Results: According to data retrieved from the National Poison Data System (NPDS), there were 9,656 Hand Sanitizer exposure cases reported to the 55 U.S. Poison Control Centers (Jan. 1, 2020 through Apr. 26, 2020), which resulted in an increase of 35% compared to the same time period during the previous year.