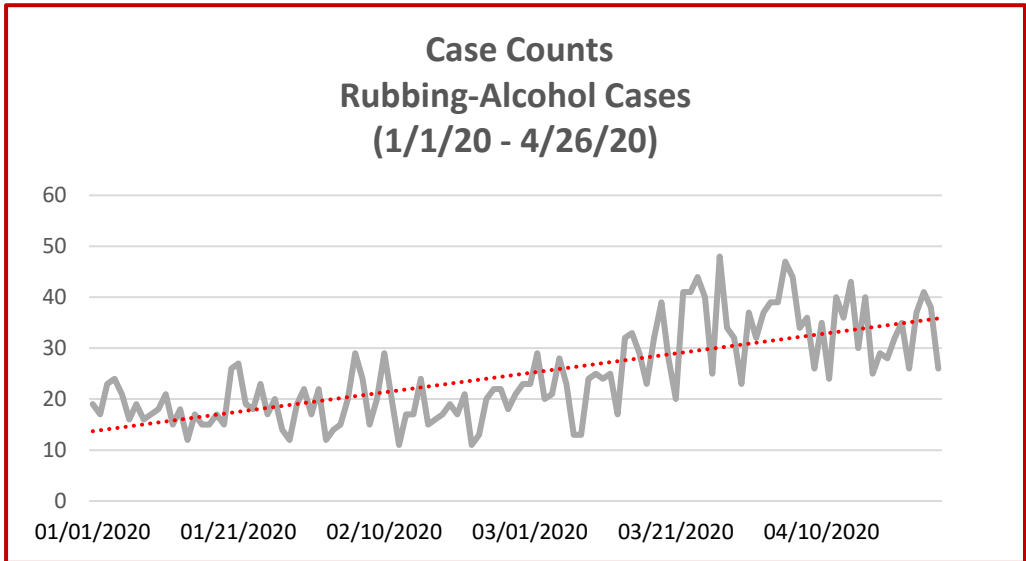




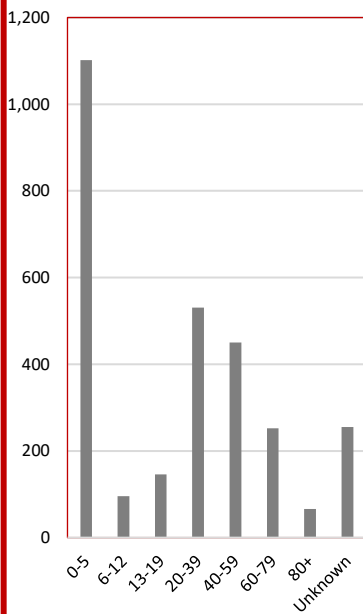
National Poison Data System (NPDS) Bulletin COVID-19 (Rubbing-Alcohol)

**Rubbing-Alcohol Case Counts
2019 vs. 2020
(January 1 - April 26)**

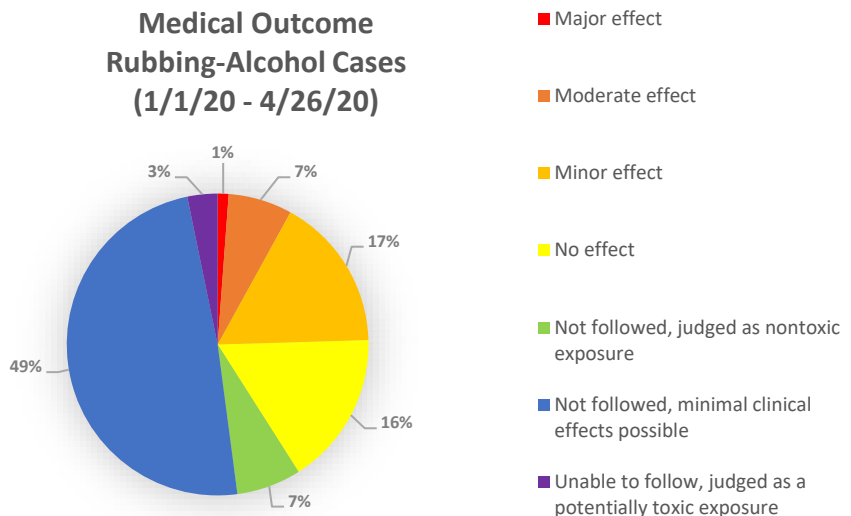
Month	2019	2020
Jan.	654	569
Feb.	663	544
Mar.	649	886
Apr.	527	899
TOTAL	2,493	2,898



**Age Distribution
Rubbing-Alcohol Cases
(1/1/20 - 4/26/20)**



**Medical Outcome
Rubbing-Alcohol Cases
(1/1/20 - 4/26/20)**



* Confirmed nonexposure and Unrelated effect cases are not included in this pie chart

Gender Distribution Rubbing-Alcohol Cases (1/1/20 - 4/26/20)

Male	1,449	50.0%
Female	1,435	49.5%
Unknown	14	0.5%

4601 N. FAIRFAX DR. • SUITE 630
ARLINGTON, VA 22203
MAIN 703.894.1858
FAX 703.683.2812
E-MAIL INFO@AAPCC.ORG
WWW.AAPCC.ORG

Results: According to data retrieved from the National Poison Data System (NPDS), there were 2,898 Rubbing-Alcohol exposure cases reported to the 55 U.S. Poison Control Centers (Jan. 1, 2020 through Apr. 26, 2020), which resulted in an increase of 16% compared to the same time period during the previous year.