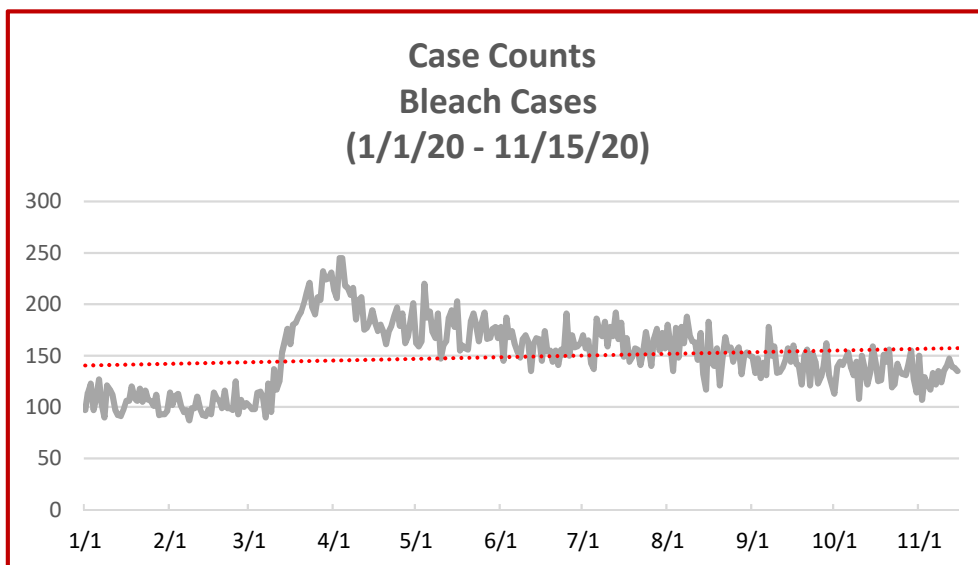




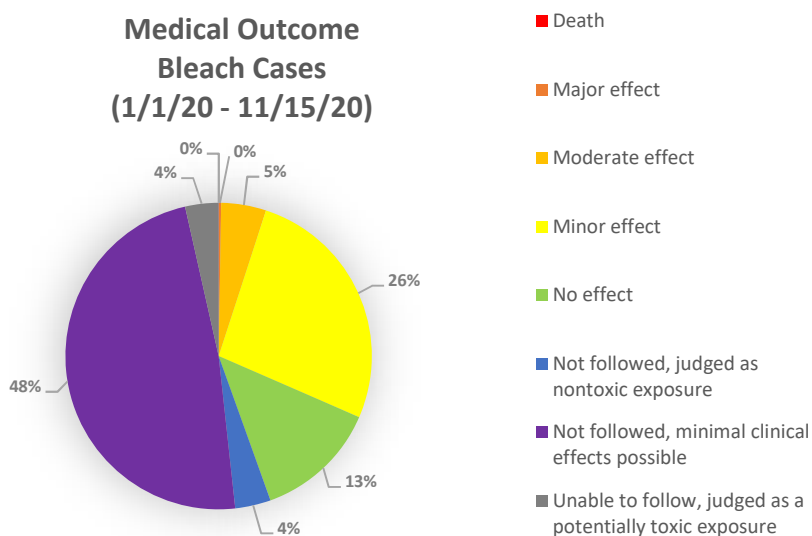
National Poison Data System (NPDS) Bulletin COVID-19 (Bleach)

**Bleach Case Counts
2019 vs. 2020
(January 1 - November 15)**

Month	2019	2020
Jan.	3,070	3,274
Feb.	2,926	2,967
Mar.	3,184	5,065
Apr.	3,242	5,788
May	3,522	5,423
Jun.	3,543	4,809
Jul.	3,965	5,042
Aug.	3,997	4,804
Sep.	3,582	4,264
Oct.	3,618	4,223
Nov.	1,703	1,973
TOTAL	36,352	47,632



**Medical Outcome
Bleach Cases
(1/1/20 - 11/15/20)**



* Confirmed nonexposure and Unrelated effect cases are not included in this pie chart

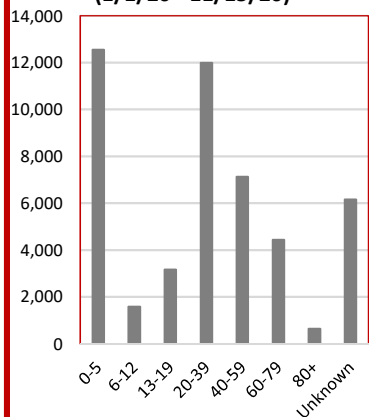
* Single and multiple exposure cases included; additional NPDS data is required to correlate cases with outcomes.

<https://aapcc.org/data-system>

Gender Distribution Bleach Cases (1/1/20 - 11/15/20)

Male	20,015	42.0%
Female	27,320	57.4%
Unknown	297	0.6%

**Age Distribution
Bleach Cases
(1/1/20 - 11/15/20)**



4601 N. FAIRFAX DR. • SUITE 630
ARLINGTON, VA 22203
MAIN 703.894.1858
FAX 703.683.2812
E-MAIL INFO@AAPCC.ORG
WWW.AAPCC.ORG

Results: According to data retrieved from the National Poison Data System (NPDS), there were 47,632 Bleach exposure cases reported to the 55 U.S. Poison Control Centers (Jan. 1, 2020 through Nov. 15, 2020), which resulted in an increase of 31% compared to the same time period during the previous year.