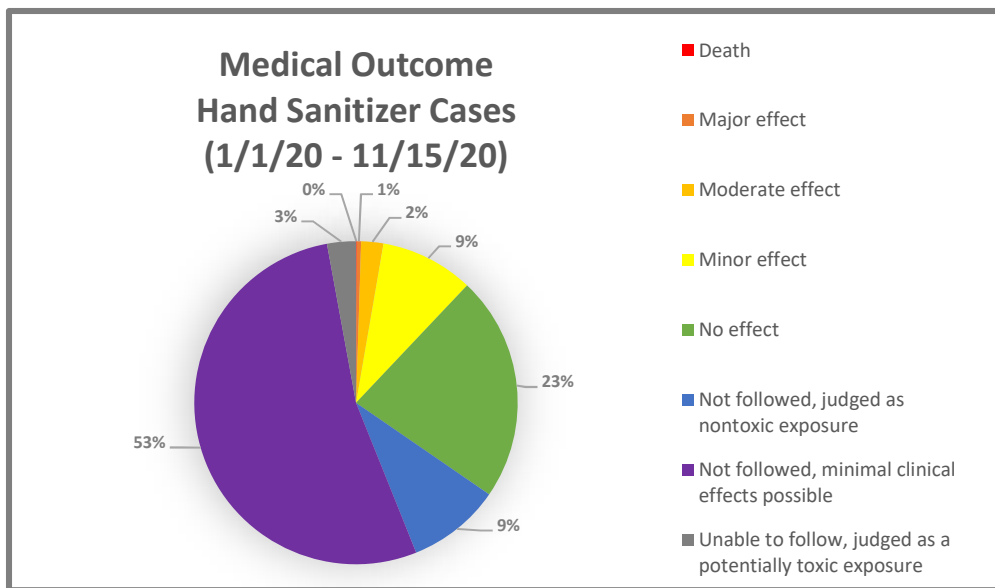
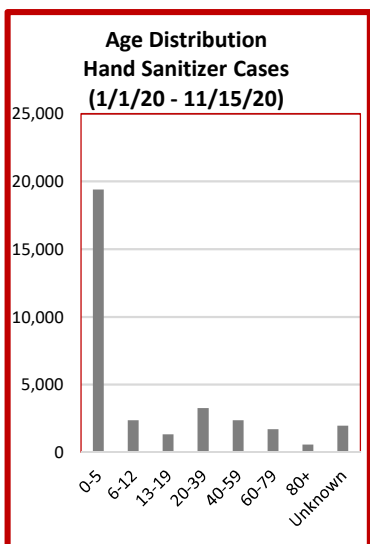
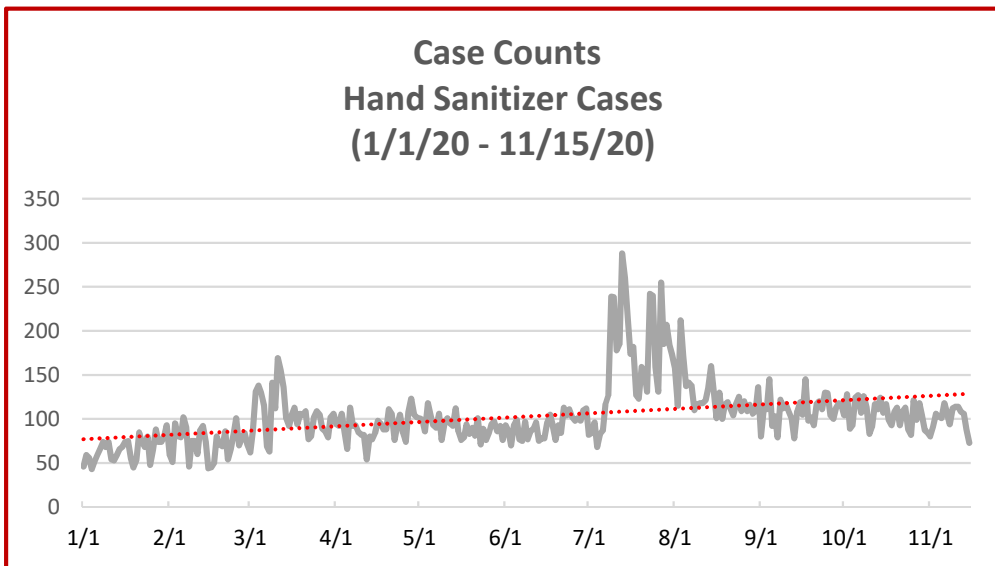




National Poison Data System (NPDS) Bulletin COVID-19 (Hand Sanitizer)

Hand Sanitizer Case Counts 2019 vs. 2020 (January 1 - November 15)		
Month	2019	2020
Jan.	1,936	2,029
Feb.	1,813	2,117
Mar.	1,850	3,267
Apr.	1,749	2,739
May	1,856	2,822
Jun.	1,570	2,765
Jul.	1,529	5,171
Aug.	1,849	3,909
Sep.	1,976	3,286
Oct.	1,983	3,272
Nov.	956	1,515
TOTAL	19,067	32,892



* Confirmed nonexposure and Unrelated effect cases are not included in this pie chart
 * Single and multiple exposure cases included; additional NPDS data is required to correlate cases with outcomes.
<https://aapcc.org/data-system>

Gender Distribution Hand Sanitizer Cases (1/1/20 - 11/15/20)		
Male	16,550	50.3%
Female	16,139	49.1%
Unknown	203	0.6%

4601 N. FAIRFAX DR. • SUITE 630
 ARLINGTON, VA 22203
 MAIN 703.894.1858
 FAX 703.683.2812
 E-MAIL INFO@AAPCC.ORG
 WWW.AAPCC.ORG

Results: According to data retrieved from the National Poison Data System (NPDS), there were 32,892 Hand Sanitizer exposure cases reported to the 55 U.S. Poison Control Centers (Jan. 1, 2020 through Nov. 15, 2020), which resulted in an increase of 73% compared to the same time period during the previous year.